

Ways to Promote Reading at Home:

- Model for your child that you are a reader! Set the example and read **with** your child, **to** your child, as well as talk about what you are reading **for fun!**
- Allow choice as much as possible! If your child wants to read a book that is too difficult for them at this time, perhaps reading aloud to them is a great opportunity to help them stay motivated to read!
- Don't forget Audiobooks on CD or Playaways (both are available for free at the library) especially for those long, summer road trips! Reading through listening is another "act" of reading!

Bonus Activity:

Take photos of your child "in the act" of reading and email them to:

caughtreading@nordoniaschools.org

You may see them on the Nordoniaschools.org website!

FREE Books, Audiobooks, and eBooks are available at the local libraries! Ask a librarian for help with specific book titles, authors, and genres! AND don't forget to sign up for a library card if you do not have one already (it is ALL FREE)!

Nordonia Hills Public Library
www.akronlibrary.org
330.467.8595

Twinsburg Public Library
<http://www.twinsburglibrary.org>
330.425.4268

Hudson Public Library
<http://www.hudsonlibrary.org>
330.653.6658

Don't forget to join the Library's Summer Reading Program while you are there!

Barnes and Noble also offers a free Summer Reading Program- for more information you can visit the nearest B&N store and ask for more details.

*To find Accelerated Reader titles and their levels, visit www.arbookfind.com



Incoming 3rd and 4th Grade Summer Reading Project

Nordonia Hills City Schools
For the 2023-2024-School Year

Genres:

Nonfiction-True, factual events, settings, and people. Can include biographies, memoirs, current events, along with poetry books.

Examples of nonfiction series: National Geographic Kids, Who Was? Biography series, Who Would Win? series, & autobiographies
Popular nonfiction topics: Science, space, animals, natural disasters

Fiction Genres:

Fantasy-Fiction that contains unrealistic or unworldly elements and magical adventure.

Examples of Fantasy authors: John Flanagan, Lemony Snicket, Jane Yolen, Marion Dane Bauer, Ursula LeGuin

Science Fiction- Imaginary text based on current or future scientific and/or technological knowledge, developments, and possibilities.

Examples of Science Fiction authors: Bruce Coville, K.A. Applegate, Margaret Peterson Haddix, Ridley Pearson

Realistic Fiction- A genre consisting of stories that could have actually occurred to people or animals in a believable setting. These stories resemble real life, and fictional characters within these stories react similarly to real people.

Examples of Realistic Fiction authors: Matt Christopher, Nic Stone, Barbara Park, Kelly Yang, Louis Sachar, Andrew Clements, Judy Blume, Jacqueline Woodson, Tim Green, Mike Lupica, Tiki & Ronde Barber

Historical Fiction- A fictional story set in a recognizable period of history; characters and events are realistic, and historical events are necessary to the plot.

Examples of Historical Fiction authors: Jean Fritz, Mildred Taylor, Gary Paulsen, Christopher Paul Curtis, Rita Williams-Garcia
Popular Series: The *I Survived* Series

Mystery- A story that involves a crime or intriguing problem around which the plot is built. The main character (sleuth) embarks on a search to reveal the hidden secrets to explain clue-based events, find the truth, and solve the problem.

Examples of Mystery authors: David Adler, James Howe, Donald Sobol, Bruce Hale

Reading is a critical skill for academic success in all subject areas and our goal for summer reading is that all students continue to read throughout the summer months.

1. Using your student's current **Accelerated Reader range**, read **at least two books- one from any of the fiction genres listed and one nonfiction title**. We would love to see each student read as many books, in many different genres throughout the summer!
2. Have your child complete the summer school document (provided with the report card at the end of the year) for every book he/she reads this summer. Use the *fiction document* for the fiction title and the *nonfiction document* for the nonfiction title. [Click here to print out more copies of the document.](#)
3. Until the beginning of the next school year, please keep the finished summer school documents at home. Teachers next year will provide guidance on how to turn them in after school starts.
4. There will be some classroom and library activities using these postcards to "kick off" the school year!

Name _____ Teacher: _____

Title of the Book: _____


Author: _____



What is one important setting in the book? Remember to describe the setting of when and where the story takes place.

Who is one of the main characters in the book?

- Describe the character's actions in the book.



Draw and color a picture of the character.

Story Summary

Write a summary about the book. Remember to write in **complete sentences**. Be sure to include the **main character**, **what they wanted**, and at least **3 supporting details** of what happened in the story. Remember to write a **closing** by describing the ending and the **lesson learned** by the characters or by you.

IN YOUR OPINION

How would you *rate* this book? Color the number of stars for your opinion. Tell who should read the book and why.



_____ should read this book because,

Book List

We hope you are having a fun summer and reading lots of books! Please keep track of the books that you have read over the summer. Don't forget to bring this with you on the first day of school!

1. Book Title _____

Author _____

2. Book Title _____

Author _____

3. Book Title _____

Author _____

4. Book Title _____

Author _____

5. Book Title _____

Author _____

6. Book Title _____

Author _____

7. Book Title _____

Author _____

8. Book Title _____

Author _____

9. Book Title _____

Author _____

10. Book Title _____


Author _____

Name _____ Teacher _____

Title of the Book: _____

Author: _____

This book is about: _____




What are 3 important facts about this topic:

Remember to write in complete sentences.

1. _____
2. _____
3. _____

Draw and **color** a picture of the topic. Add **labels** to your picture.



What type of connection did you make to this book? Explain your connection.

What is the coolest fact that you learned from this text?

Vocabulary

(select 2 new vocabulary words your learned while reading)

1) New word you learned: _____

Write the definition of the word: _____

2) New word you learned: _____

Write the definition of the word: _____
